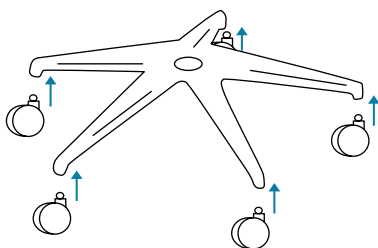
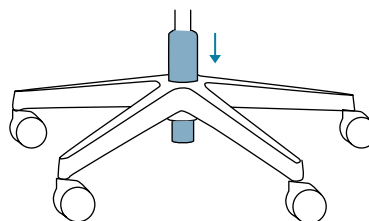


swivel chair assembly instructions

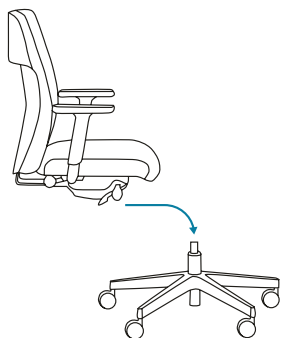
step 1. Connect the wheels to the base by pushing a pin into the hole at the end of each cross arm.



step 2. Place the damper in the base.



step 3. Place the seat on the damper.



step 4. When the chair is assembled, sit on it dynamically. Dynamic pressure on the seat ensures a secure connection.



Bejot sp. z o.o.

ul. Wybickiego 2A, Manieczki, 63-112 Brodnica n. Poznań, POLAND

tel.: +48 (61) 281 22 25, e-mail: biuro@bejot.eu

www.bejot.eu