

# epocc\_lounge

EP 520

: fiche produit



Un loge de la simplicité et une inspiration du design des années passées - voici la définition de la collection Epocc\_lounge.

Le siège large et profond et le dossier bien profilé garantissent un confort maximal en position assise, tandis que l'appui-tête acoustique réduit les bruits extérieurs.

**design:**

**Jan Kochański**

**Site du produit**

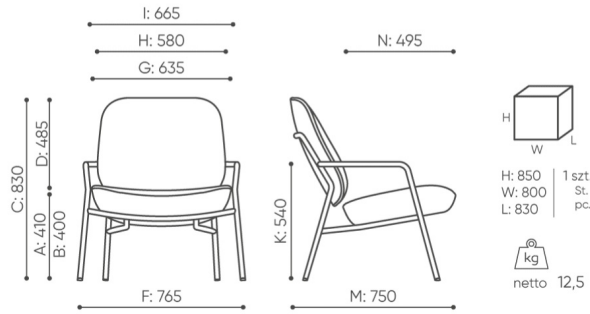
[lien vers le site](#)



**bejot:**

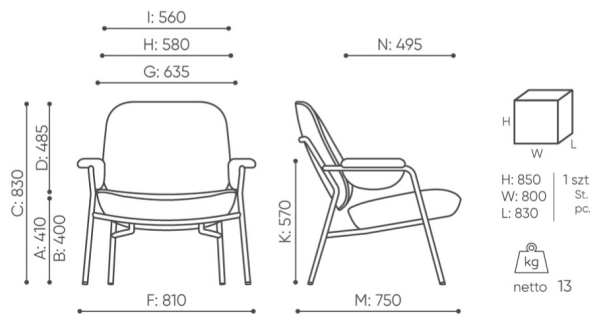
# dimensions

EP 520

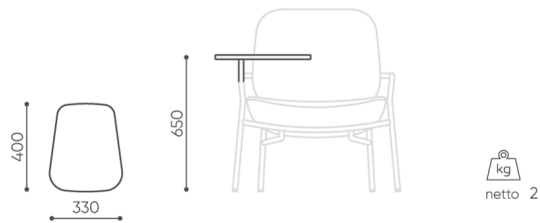


EP 520

bejot:epocc\_lounge



EP 520 + P



EP TB-L

- A seat height: overall dimensions
- B seat height: measured according to the norm  
PN EN 1335 - 1
- C chair height
- D backrest height
- E headrest height
- F dimensional width chair / base
- G seat width
- H backrest width
- I width between armrests
- K height from the floor to the armrest
- L backrest length
- M dimensional chair depth
- N seat depth / seat length

Dimensions are approximate and may vary depending on the selected product configuration. The requirements of the standard are always met.

## mat riaux disponibles pour la collection

1st price group	Fenno, Keimo
2nd price group	Alpa, Charles, Charles - Studio Design, Cura, Era - Studio Design, Pastel, Roccia
3rd price group	Ally, Ally SD, Alpa-Studio Design, Blazer, Cura SD, Easy SD, Oceanic, Silvertex , Silvertex - Studio Design, Synergy, Synergy - Studio Design
4th price group	Heritage, Oceanic-Studio Design, Remix - Studio Design
5th price group	Accessoire, Steelcut Trio 3
Cuir	Leather
Tabletop	Finger joint wood, Laminated tabletop
Metal	Metal - powder coated

